



ILLUMINATION'S  
**minions**  
**& monsters**

**ACTIVITY KIT**

# ILLUMINATION'S **minions** & **monsters**


**Minions & Monsters** introduces us to an entirely new tribe of Minions, who find themselves in Hollywood at the dawn of cinema. Our heroes are two brand-new Minions: James and Henry. We meet them and their rambunctious tribe in the distant past, and witness their trials and tribulations as they search far and wide for an evil master to serve. Eventually they reach the 1920s, and wind up crashing a Hollywood film set when they mistake a working actor for a real-life bad guy. Their brief and accidental appearance on camera pays off, though, and before they know it the Minions are bona-fide movie stars! They begin to live the Hollywood lifestyle, and soon they're throwing lavish parties, living in a huge mansion, and inspiring an army of fans to dress in overalls and goggles.

The Minions' 15 minutes of fame are soon up, however. With the addition of sound to film and the rise of the "talkies," they drop in popularity – it turns out they can't follow the script when all they speak is Minionese! Destitute and aimless, the Minions roam the streets of Hollywood looking for a purpose. Some of the Minions want to find a new evil boss, and they find one in Dort, an alien robot who may or may not be a normal guy dressed in a cardboard costume. Our heroes James and Henry have a different plan, and break away from their tribe. They fell in love with making movies, and want to make an awesome monster movie of their own! With the help of a spell book taken from an evil sorcerer (whom they used to work for), James and Henry summon some fearsome monsters to play the villains in their movie. Things go south pretty quickly though, and it turns out the monsters have no interest in a starring role – they would rather take over the world! With the aid of their Minion friends, James and Henry defeat the monsters and use the footage of the attack to create an incredible movie that cements them in the filmmaking hall of fame.




# TIC-TAC-TOE

With the help of a parent or guardian, cut out the tokens, and then give your opponent one of the characters. Taking turns, place one of your character tokens on an empty space on the board. The first player to place three of their character tokens in a row wins.



# DECODE THE WORD

Help James and Henry decode the word below by following the paths to each letter's position. Write each letter in the circles below to reveal the hidden word.



# MINION MAZE

Help James find Henry at the other side of the maze, so they can finish their movie and save the world from rampaging monsters!


**START**

**FINISH**



# ONE IN A MINION

How many times can you see James holding a banana in the muddle of Minions below?




SCAN HERE  
FOR MORE FUN



# DOOR HANGER

Build your very own Minion door hanger by following the instructions below.

1. With the help of a parent or guardian, cut along the dotted line to cut out your door hanger.
2. Fold in half along the solid line and then stick the two sides together.
3. Hang your finished door hanger on your bedroom door handle.



# WORD SEARCH

Help the Minions find the 12 hidden words below.  
Search forward, backward, up, down and diagonally.

MINIONS  
GOGGLES  
MONSTERS  
HOLLYWOOD  
SPELLBOOK  
CAMERA

T L L O  
N A B E G M E D  
E P S O I Y N F J A M O  
S L K E L A H G I S L G E A  
E H O L L Y W O O D J K A N  
O R A O P Y U A S B O S R A I E  
M O N B H E S K O O S M P G H N  
L K S A L C U I J B M I N I O N S H  
E T A J L A S G A N I S A U G A O M  
S C A M E R A E M P J E O L G D L A  
A B E L P O M A E C D R S K L A G I  
J N K A S R E T S N O M U S E Q N R  
O B I R S U H O L R T S I S O Y  
P C E M Y L L S J T O G G D L S  
O R L A E S N I H A K M A C  
I G E L R T A Y R N E H M L  
S U A O P I F M E U W A  
Y R N U O L S R  
E A C G







BELLO  
JAMES  
HENRY  
GOOMI  
DORT  
ED



Help bring the Minions' monster movie to life, by coloring in the picture of James, Henry and Ed.



With the help of a parent or guardian, cut out the Minions and Monsters to make cards. Shuffle the cards and lay them out so they are all face down. Then guess where the pairs are until they are all matched up.



# MINION GOGGLES

With the help of a parent or guardian, cut along the dotted lines to create your very own Minion Goggles. Next, cut out the blue circles so you can see through the goggles. Then, cut out the side circles so you can attach some string and wear the goggles.



# SPOT THE DIFFERENCE

Find the 8 differences between the two pictures below.




SCAN HERE  
FOR MORE FUN



## WORD SEARCH

T L L O  
N A B E G M E D  
E P S O I Y N F J A M O  
S I K E L A H G I S L G E A  
E H O L L Y W O O D J K A N  
O R A O P Y U A S B O S R A I E  
M O N B H E S K O O S M P G H N  
L K S A L C U I J B M I N I O N S H  
E T A J L A S G A N I S A U G A O M  
S C A M E R A E M P J E O L G D L A  
A B E L P O M A E C D R S K L A G I  
J N K A S R E T S N O M U S E Q N R  
O B I R S U H O L R T S I S O Y  
P C E M Y L L S J T O G G D L S  
O R L A E S N I H A K M A C  
I G E L R T A Y R N E H M L  
S U A O P I F M E U W A  
Y R N U O L S R  
E A C G

## MINION MAZE




## SPOT THE DIFFERENCE



## DECODE THE WORD

C A M E R A

## ONE IN A MINION



SCAN HERE  
FOR MORE FUN

